

A Boy Comes Home



What I Need:


- crayons
- father's face; son leaving/
returning, p. 29
- paper fastener
- tape
- craft knife

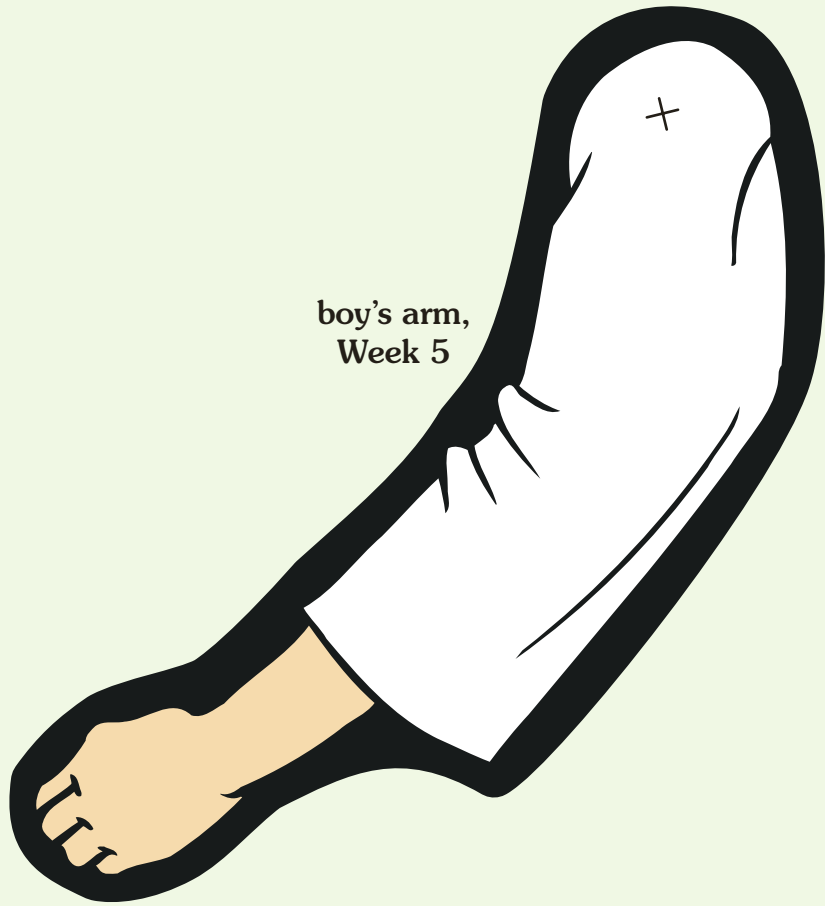
What to Do:

- Write name on back.
- Cut along black line.
- Cut out father's face; cut out window for the face.
- Color father's coat (on both pieces) and son
leaving.
- Cut out and use tape to attach boy leaving on
dotted line. Tape on the left side.


- Attach face on x
with paper
fastener so
that the sad face shows through. Optional: For
safety, tape fastener on back of paper.
- Show the father's happy face and flip the son
over as he returns.

The father was happy when his son came home.



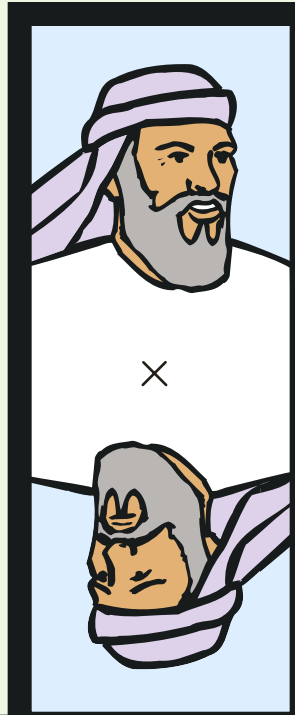


boy's arm,
Week 5



sand house,
Week 7

father's face,
Week 2



son, Week 2

