



# Include *Every* Kid in Sunday School!

---



Reach kids with special needs and make a difference—in a child's future, in a family's church experience, and in your church and community

# Open the door to children with special needs.

## How does a special needs program work?

Most special needs programs are set up in one of two ways:

1. Inclusion, where kids with special needs learn alongside typically developing children.
2. Self-contained, where kids with special needs learn together in a separate classroom.

The lessons, tips, activity adaptations, visuals, and extra helps provided by HeartShaper® Children's Curriculum can be used with the type of program that works best for the children and families you serve.

**HeartShaper gives the resources you need to train teachers and adapt lesson activities so you can include children with special needs in your Sunday school.**

## How will I find activities to use with kids who have special needs?




New for fall 2015! HeartShaper's special-needs-friendly activities are easy for teachers to identify and use. Just look for the Special Needs Friendly symbol in your teacher guide to find activities that work well with *all* kids, including those with special needs. The Special Needs Friendly symbol also points to helpful tips and activity adaptations you can offer.

## What other helps will I find?

Each age level's resources CD (found inside the *Teacher's Convenience Kit* or *Resources* pack) includes printable articles and other helps for teaching kids who have special needs. The article "Making Your Class Special Needs Friendly" is included on each *Resources* CD to help you understand the following:

- sensory-sensitive teaching
- training for meeting the needs
- using a Friendship Model with buddies who give one-on-one support to kids with special needs



# From toddlers through preteen, no one gets left out!

Here are some examples of HeartShaper's activities that are special needs friendly.

## TODDLERS & 2s

### Texture Collage



Before class, cut clear adhesive covering into pieces a little smaller than the construction paper. Peel the backing off the clear adhesive covering, and tape the pieces onto the construction paper, sticky side up.

Lay out some items children can stick onto the papers. As they create, talk about the textures they feel with their hands—soft, sticky, smooth, rough, bumpy, hard, fluffy. Ask verbal children to say how the items feel. SAY: **You can feel soft things with your hands. You can feel rough things with your hands. ♥ God made your hands.**

*1s* will stick and unstick the items and listen to you describe the textures. Offering to do the activity with the child can be helpful for the child who has sensory issues or difficulty with motor planning.

*2s* will do the above and may say how objects feel.

### Extra Hour Discovery Time (20-25 minutes)

Do these activities with individual children or a few children at a time to help children continue exploring the theme, **God made my hands.**

FOCUS: ♥ God made my hands.

### Materials

clear adhesive covering;  
scissors; clear tape;  
construction paper;  
various collage items such as paper scraps, fabric scraps, ribbon, yarn, cotton balls, scraps of sandpaper (option: use double-sided tape instead of the clear adhesive covering)



Craft

Tricky the bear puppet



soft bottles and accessories such as shofun, high chair, cradle, blankets, empty powder and lotion containers, baby bottle, toy food




plastic or foam bowls, straws, plastic spoons, dry cereal, napkins



## PRESCHOOL

### “God Told Noah” Rhyme


Children will pretend a classroom table is an ark-boat. They will carry in play food and sit underneath the table, acting out a rhyme that tells the story of Noah.

 Give help to children who need their space defined. Provide carpet squares to sit on, or use masking tape to create squares children can sit inside.

## PRE-K & K

### It Fits Together


Children will explore things God made on Days 1–4 of creation. They will work together to sort and match puzzle pieces.

 Put the puzzles together incorrectly. Let concrete thinkers tell you what is wrong and help you fix the puzzles.

## EARLY ELEMENTARY

### “I Can” Tic-Tac-Toe


Using a reproducible page and pencils, children will have fun asking for signatures and identifying things their classmates can do. (Examples: play softball, read the Bible, eat cookies)

 See the *Resources* CD lesson 10 printable files for another way you can offer this activity to children who have difficulty with multistep activities.

## MIDDLE ELEMENTARY


### Contentment Journal

Using a page in their *Activities* leaflets, kids will discuss and then write what they could focus on to help them be content, even when life seems to spin out of control.

 Some kids may prefer to draw on journal pages. Offer to help them with writing as needed.

## PRETEEN

### Celebrate!

 This activity works for all students, including those with special needs. Preteens will celebrate God's offer of forgiveness by writing praises on lengths of crepe paper, singing praise songs, and reading Bible verses.

Even more helps are available at  
[www.heartshaper.com/special-needs](http://www.heartshaper.com/special-needs).



# Check Out More Special Needs Resources at HeartShaper.com!

## “All About Me” Book

Learn about *all* the kids in your class. Print copies of this reproducible book and let families have fun creating scrapbooks that will communicate to you the strengths and needs of their children.




## Sensory Inventory

The Sensory Inventory form allows you to get to know every child's sensitivities better. Understanding which settings and stimuli cause reactions in children can be important for helping all children enjoy and participate in classroom activities more fully.

## Picture Schedules: Helping Children Adapt to Classroom Routines

Lessen the anxiety of children who struggle with change. Instructions and picture icons are provided to help you create a schedule board that will enable children to plan for classroom activities and communicate preferred activity choices.



## Shaping Special Hearts

HeartShaper is the proud sponsor of Shaping Special Hearts, a blogtalk radio show for anyone who wants to learn more about ministering to families who have children with special needs. Complete details for how to access these shows can be found at [www.heartshaper.com/special-needs](http://www.heartshaper.com/special-needs).

## HeartShaper eNewsletter

Sign up for this weekly eNewsletter and gain access to tips, insights, and free downloads for your Sunday school class.

## Ministry Partners

HeartShaper is proud to serve as a ministry partner alongside others who are leading the way in providing for the needs of families who have children with special needs. A full list of ministry partners can be found at [www.heartshaper.com/specialneeds](http://www.heartshaper.com/specialneeds). See how these ministries can help your church:

- train volunteers
- offer respite opportunities
- provide parent and family support