

Also works great with
**KIDSOWN WORSHIP® &
FAITHWEAVER FRIENDS®!**

FAITHWEAVER
Weaving faith into today's families **NOW®**

SAMPLE LESSON

Create a foundation of faith
that lasts a lifetime.

AGE LEVEL:
Grades 1 & 2

- ✓ OVERVIEW OF FAITHWEAVER NOW
- ✓ HOW FAITHWEAVER NOW WORKS
- ✓ SAMPLE LESSON
- ✓ HOW TO GET STARTED

HOPE NOW

FaithWeaver NOW weaves 3 fundamental ministry elements together to create a lasting impact for kids, families, and your church:

- ▶ Explore the entire Bible every 3 years
- ▶ Engage kids through proven, Jesus-style teaching methods
- ▶ Empower family conversation by synchronizing all age levels

FAITHWEAVER
Weaving faith into today's families **NOW**®

For pricing information or to order, contact your Group Curriculum supplier.



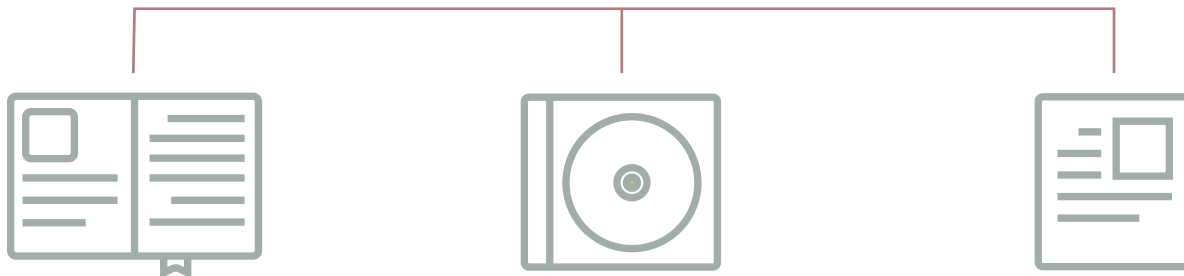
Tested and approved by thousands of churches and families

10 age levels (Infants-Adult) so the entire family can study the same Bible passage at the same time.



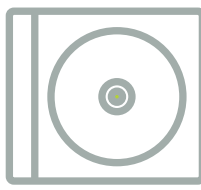
Teacher Packs

Age-appropriate Teacher Packs include:



Teacher Guide

Age-level insights and Bible backgrounds help leaders make a clear Jesus connection for kids.



Audio CD

Fun music, cool sound effects, dramatic Bible skits, and more!



FamilyConnect®

Take-home pages give parents an easy discussion starter.

Plus:



Student Books

Colorful student books for Infants-Middle School and handbooks for Sr. High-Adult include engaging take-home activities each week.



Digital Copies

PDFs of Director Manual, Teacher Guides, and FamilyConnect® with customizable Teacher Guide. Quick electronic access to lesson content for teachers and substitutes.






Lesson 1 5

David Becomes King

2 Samuel 5:1-5; Psalm 37

First- and second-graders are rapidly developing many skills for self-reliance. “Let me do it” is one of their favorite responses to parents used to doing things for them. Sometimes that makes sense, such as tying their shoes. Sometimes it doesn’t, such as running a power lawnmower. Although we want to encourage self-reliance in our children, kids must also learn to rely on God. Help your kids understand that because of our faith, we can rely on God even when things don’t seem to be going in the right direction.

LESSON	WHAT CHILDREN DO	SUPPLIES	EASY PREP
1 Getting Started	Toilet-Paper Failure <i>(about 10 min.)</i> Run a relay to see that things can fail.	2 rolls of toilet paper, assorted items from your room	
2 Bible Exploration	Finger-Puppet King <i>(about 20 min.)</i> Create a puppet to help learn the Bible passage.	Bible, paper, scissors, clear tape, fine-tipped markers, CD player Teacher Pack: “Finger-Puppet” patterns, CD: “He’s the King” (track 2)	Cut paper into 1x2-inch strips. Punch out the “Finger-Puppet” patterns. 
	God Never Fails <i>(about 10 min.)</i> Use finger puppets to learn what David said in Psalm 37.	finger puppets from the “Finger-Puppet King” activity	
	God Is Our Refuge <i>(about 5 min.)</i> Learn and discuss the Key Verse.	Bibles for all kids	



Grades 1 & 2 Lesson 1 Fall Quarter

ONE-POINT LEARNING!
Using repetition, kids really learn the one God-focused Bible Point each week!

► **Bible Point**
We can rely on God.

Key Verse
“God is our refuge and strength, an ever-present help in trouble” (Psalm 46:1).

Weaving Faith Into Life
Kids will rely on God, who never fails.

REAL-LIFE APPLICATION
in every lesson!



EASY PREP
5-10 minutes of prep a week—sometimes less!

6 FAITHWEAVER NOW

THIS CHART
makes organizing the lesson and supplies easy!

LESSON	WHAT CHILDREN DO	SUPPLIES	EASY PREP
3 Weaving Faith Into Life	Reliance Stories <i>(about 15 min.)</i> Use pictures to create stories about relying on God.	My Bible Fun, pencils	Tear out the Lesson 1 pages from each My Bible Fun student book.
4 Lasting Impressions	Daily Challenges <i>(about 5 min.)</i> Choose a Daily Challenge to apply God's Word.	My Bible Fun	
	Weaving Faith at Home <i>(about 2 min.)</i> Talk about how to share what they learned with their families.	My Bible Fun	Tear out the letter to parents from the back of each My Bible Fun student book.

Fall Quarter Lesson 1 Grades 1 & 2





David Becomes King

2 Samuel 5:1-5; Psalm 37

**BIBLE BACKGROUND
FOR LEADERS**

David Mourns King Saul

We begin this quarter of Old Testament studies with the anointing of David as king of Israel. Many years earlier, Israel's first king, Saul, had turned from the Lord, and God had selected David to succeed Saul. For years after that, Saul sought to have David killed. However, David had refused to act against Saul or to become king until he was certain of God's timing. He had lived a difficult life, almost as an outlaw. Now Saul was dead; after being wounded in battle, he had taken his own life. In fact, Saul and three of his sons, including David's friend Jonathan, had died in the same battle (1 Samuel 31:1-6). So the door was wide open for David to become king of Israel.

David didn't rejoice when he learned of the deaths. Instead he and all his men mourned and wept the entire day (2 Samuel 1:1-12). David even wrote a song in honor of Saul and Jonathan, which can be found in 2 Samuel 1:19-27. He was truly saddened that their lives had ended as they did.

Uniting the Kingdom

David was made king of Judah. Israel followed Abner, the commander of Saul's army, who made Ish-Bosheth, a son of Saul, king over Israel (2 Samuel 2:1-9). After years of much fighting, intrigue, and bloodshed, Ish-Bosheth was murdered, and the leaders of Israel came to David to make him king over them.

David Leads Israel

David was 37 when he became king over all Israel. He had first been anointed to succeed Saul many years earlier, while still in his teens. After his long, patient wait, David was able to lead Israel to great prosperity, fend off the Philistines, and expand the boundaries of Israel during his reign. David wasn't perfect, but as

he relied on God, God rewarded him and Israel with prosperity.

David wrote Psalm 37, which describes his trust in God even when he was surrounded by enemies. In this psalm, David says to "delight yourself in the Lord and he will give you the desires of your heart" (Psalm 37:4). This could have been the theme of David's life.

The Jesus Connection

Through Jesus, God showed us how to take every step of life relying on him. Because of Jesus' courage, we can believe that trusting God will always be worth it!

What past experience has God used to teach you how to rely on him?

God has a wonderful way of not letting teachable moments in our lives go to waste. What is God using to teach you right now?

Ask God for wisdom to see and strength to move forward with faith, knowing that he'll always have everything you need. You can write your prayer here.

BIBLE BACKGROUNDS
give teachers a deeper understanding of the Scripture for their own spiritual growth!

JESUS CONNECTION
and life application of the lesson—to help teachers reflect and pray!



EASY-TO-READ LAYOUT
makes leading lessons simple!

SUPPLIES
the supply list is included with each activity for easy reference.



Toilet-Paper Failure Supplies

2 rolls of toilet paper
assorted items from your room

1 GETTING STARTED

Toilet-Paper Failure

What You'll Do ■■■■■■

Welcome kids warmly as they arrive, and ask them how their week went.

Have children form two teams. Give each team a roll of toilet paper. Tell kids to make a "stretcher" from the toilet paper, about 2 feet long.

When teams have made their stretchers, have two people on each team hold their team's stretcher. Place an item on each stretcher (the two items should be the same or similar in weight). Some items you may want to use are building blocks, toys, office supplies, kitchen utensils, or books. When you say go, teams will race to carry their stretchers to the other end of the room and back. When a pair returns, they hand off their stretcher to the next pair on the team. Before that pair races to the other end of the room and back, place another item on the stretcher. Eventually load items that are heavy enough to break the toilet-paper stretchers.

Continue in this manner until the stretchers break.

Talk With Kids ■■■■

Have kids answer the following questions with their teams. After each question, invite willing children to share their answers with the rest of the group.

Ask:

- Why wasn't the toilet paper reliable?
- What does it mean to rely on something or someone?

Say: **To rely on someone or something means that we count on that person or thing not to fail or let us down. We rely on things, and they sometimes fail. Even people sometimes fail. But we can always rely on God because God never fails. Today we'll talk about why ► WE CAN RELY ON GOD.**



2 BIBLE EXPLORATION

Finger-Puppet King

What You'll Do ■■■■■■

Say: Today's Bible passage tells us about someone who relied on God. In 2 Samuel 5:1-5, the Bible tells us that David became king over Israel. Open your Bible, and show the passage to the group. David used to be a simple shepherd boy, but God chose him to be king over the whole nation. So he became king. Let's make something fun to help us remember our Bible passage.

Give each child a paper strip. Have kids each loop it and then tape it around the forefinger on their non-dominant hand. Have kids tape one of the "Finger-Puppet" patterns to the paper loop.

Set out fine-tipped markers for kids to share. Have each child draw tiny facial features on their finger for the puppet's face. As kids are working, softly play "He's the King" (track 2 on the CD).

Give kids a few minutes to finish their finger puppets, offering help as needed. Tell kids they'll use their finger puppets in the next activity.

Talk With Kids ■■■■

Ask:

- What does a new king need to know?
- Who could a new king rely on for help?
- In what ways can we rely on God for help?

Say: David knew being king was a big job, and he knew he could fail. So he chose to rely on God to help him be a good king. In fact, David wrote a song to tell why he relied on God. The words to the song are in the Bible in Psalm 37. Let's learn about the song he wrote.

God Never Fails

What You'll Do ■■■■■■

Say: I'm going to tell you some of the things David wrote in his song, Psalm 37. After each one, use your finger puppets of King David to say, "God never fails!" Have kids practice using their finger puppets to say, "God never fails!"

Say: David chose to rely on God, because...(Prompt children to respond, "God never fails!")



Finger-Puppet King Supplies

- Bible
- paper
- scissors
- clear tape
- fine-tipped markers
- CD player
- Teacher Pack**
- "Finger-Puppet" patterns
- CD: "He's the King" (track 2)

Finger-Puppet King Easy Prep

Cut paper into 1x2-inch strips.

Punch out the "Finger-Puppet" patterns.

God Never Fails Supplies

- finger puppets from the "Finger-Puppet King" activity





Trust in the Lord and do good, because...(Prompt children to respond.)

God will reward those who follow his ways, because...(Prompt children to respond.)

Be still before the Lord and wait patiently for him, because...(Prompt children to respond.)

Don't get angry when people do bad things; God will help you deal with them, because...(Prompt children to respond.)

God takes care of his children, because...(Prompt children to respond.)

Talk With Kids ■■■■■

Say: Now I'm going to ask you some questions about the Bible passage and about relying on God. Turn to a partner and get ready to use your puppets to answer some questions.

Ask:

- Why did David need to rely on God?
- Why can we rely on God?

Say: God never fails. David may have felt scared of the big job of ruling a whole country. But he knew he could rely on God to help him. Sometimes things get scary for us, but we can remember that ► **WE CAN RELY ON GOD**. Use your puppet to talk to your partner about these questions.

Ask:

- When have *you* had a big job to do that seemed scary?
- What can you do to rely on God when you have a big job to do?

Say: When we feel afraid—as David may have— ► **WE CAN RELY ON GOD** to help us. God helped David, and God will help us.

God Is Our Refuge

What You'll Do ■■■■■■

Say: Our Key Verse today is about how God helps us when we rely on him.

Open your Bible to Psalm 46:1, and show it to the children. Tell kids that this is God's book. Then read the verse: "**God is our refuge and strength, an ever-present help in trouble**" (Psalm 46:1). Have kids repeat it with you until they can say it by themselves.

Say: This verse can be hard to understand, so let's talk about what it means. *Refuge* means protection from something that's scary or dangerous. God protects us from the things that scare us. *Ever-present* means God will always be there, no matter what.

God Is Our Refuge
Supplies

Bibles for all kids

Fall Quarter

Lesson 1

Grades 1 & 2



GET KIDS THINKING
Rich discussion questions help kids make discoveries and own their faith.





Give each child a Bible. If you don't have a Bible for each child, have kids use their hands for the following activity.

Say: **Let's practice a way of remembering that God is our refuge and ever-present help in times of trouble. When I say, "God is our refuge," place the Bible over your head as if you're using it to protect yourself. When I say, "God is an ever-present help in trouble," hold the Bible close to your heart and hug it. Here we go.**

When kids seem able, ask them to repeat the phrases after you say them and as they're doing the actions.

Collect the Bibles.

Talk With Kids ■■■■

Ask:

- What does it mean for God to be our refuge?
- What does it mean for God to help us when we're in trouble?
- When has God helped you?

Say: **Our Key Verse promises that God will protect us when we're scared or in danger. It also promises that God will help us be strong and will always be here to help us. ► WE CAN RELY ON GOD because God never fails. Let's think about what it means to rely on God.**

3 WEAVING FAITH INTO LIFE

Reliance Stories

What You'll Do ■■■■■■

Give each child a pencil. Direct children's attention to the "Story Pictures" section of today's My Bible Fun page. Tell kids that they'll use the pictures to come up with stories about relying on God.

Say: **Each of you must use at least three of the pictures to come up with a story about what it means to rely on God. It can be a true event or a make-believe story. For example, you might want to make up a story about a person who needed help and who relied on God for that help. Or you might want to tell about a time you were sick and relied on God to help you get better.**

Circle the pictures you're going to use in your story. Then either draw or write your story in the space below the pictures.

As kids are working, go around the room to offer help as needed. When kids have finished with their stories, have them form pairs and tell their stories to their partners.



LIFE APPLICATION
Engaging activities help kids apply Bible truths to everyday life.

Reliance Stories Supplies

My Bible Fun pencils

Reliance Stories Easy Prep

Tear out the Lesson 1 pages from each My Bible Fun student book.





Then have kids answer the following questions in their pairs. After each question, invite kids to share the stories they wrote with the rest of the group.

Talk With Kids ■■■■

Ask:

- What are some ways God helps people?
- How can you show God that you rely on him?

Say: ► **WE CAN RELY ON GOD** because only God never fails. One way to show God we're relying on him is to pray and tell him about things we need help with, just as David asked for help in being king. Let's each choose a Daily Challenge to help us rely on God this week.

4 LASTING IMPRESSIONS

Daily Challenges

Daily Challenges Supplies

My Bible Fun

What You'll Do ■■■■

Say: Let's think about how ► **WE CAN RELY ON GOD** this week.

Direct kids to find this week's Daily Challenges in their My Bible Fun pages and choose one to do this week. They can choose one or more of these three options:

- Have a sleepover at your house, and teach your friends the Key Verse.
- Each night before you go to bed, thank God for taking care of you that day.
- Each morning, tell your parents that you'll rely on God to take care of your family that day.

Make sure you choose a Daily Challenge as well, and tell the kids what you chose. Kids will be more inclined to follow through on their commitments when they see you doing the same.

Talk With Kids ■■■■

Ask:

- What's a practical way you're going to do your Daily Challenge? Share a time, a place, or other ideas.

Say: ► **WE CAN RELY ON GOD** like David did. As we grow closer to God and rely on him, God becomes very real in our lives. Let's rely on God by following through with our Daily Challenges this week.



DAILY CHALLENGES

Daily Challenge options give kids a faith that weaves into their lives.





Weaving Faith at Home

Send the letter to parents home with your kids or give it to parents when they pick up their children. This is a great way to show families they're important to your church and to support their role as spiritual leaders to their children.

Encourage kids to talk with their parents about the Daily Challenges they chose and what they learned about relying on God. Kids can also do the activities on the "HomeConnect" portion of their My Bible Fun pages with their families.

Talk to your Director about e-mailing the FREE FamilyConnect to all your church's families. Available at group.com/digital.

Take a couple of minutes to pray with your kids, asking for God's help to rely on him always.

Remind kids to take home their finger puppets so they can tell their families how King David relied on God.



Weaving Faith at Home Supplies

My Bible Fun

Weaving Faith at Home Easy Prep

Tear out the letter to parents from the back of each My Bible Fun student book.

WEAVING FAITH AT HOME
Each week, kids are encouraged to talk to their parents about what they've learned.



My Bible Fun
Lesson
1

David Becomes King

2 Samuel 5:1-5; Psalm 37

Story Pictures

Directions: Circle the items you want to use in your story. Then write or draw your story below.



A large yellow area at the bottom of the page, shaped like three stylized human figures, intended for students to write or draw their story.

HOMEconnect®

Are you being a FaithWeaver this week?

What I learned today:

Bible Passage: 2 Samuel 5:1-5; Psalm 37

David, a humble shepherd boy, had been chosen by God to become king over all of Israel. That was a big job! When he became king, he probably felt nervous and scared about being king of a whole country! (Wouldn't you be a little nervous?) So David relied on God to help him. He wrote Psalm 37 to show some of the reasons he relied on and trusted God. David knew that God never fails. We can rely on God, too!

Key Verse: "God is our refuge and strength, an ever-present help in trouble" (Psalm 46:1).

Bible Point: We can rely on God.



- Ⓢ Why can we rely on God?
- Ⓢ When has our family felt the need to rely on God?
- Ⓢ In what ways has God shown our family that he never fails?

Daily Challenge

Today kids committed to one of the following Daily Challenges.

Help your child weave faith into life this week and follow through on his or her challenge. (Have kids circle their choice below.)

- Have a sleepover at your house, and teach your friends the Key Verse.
- Each night before you go to bed, thank God for taking care of you that day.
- Each morning, tell your parents that you'll rely on God to take care of your family that day.



Recipe Reliance As a family, make dinner from a collection of recipes you've never used before. When your meal is finished, talk about these questions:

- || How did we rely on the recipes to create this meal?
- || Why did we need to rely on the recipes?
- || How do you think the meal might have turned out if we hadn't relied on the recipes?
- || How is relying on recipes similar to and different from relying on God?
- || When are some times our family has relied on God?



Q: In which Psalm did David talk about relying on God?

A: Parent Stumper Answer: Psalm 37

Copyright © FaithWeaver NOW™ Lesson 1



ORDER TODAY!

Shop now by contacting your favorite
curriculum supplier

