

Also works great with
**KIDSOWN WORSHIP® &
FAITHWEAVER FRIENDS®!**

FAITHWEAVER
Weaving faith into today's families **NOW®**

SAMPLE LESSON

Create a foundation of faith
that lasts a lifetime.

AGE LEVEL:
Grades 5 & 6

- ✓ OVERVIEW OF FAITHWEAVER NOW
- ✓ HOW FAITHWEAVER NOW WORKS
- ✓ SAMPLE LESSON
- ✓ HOW TO GET STARTED

HOPE NOW

FaithWeaver NOW weaves 3 fundamental ministry elements together to create a lasting impact for kids, families, and your church:

- ▶ Explore the entire Bible every 3 years
- ▶ Engage kids through proven, Jesus-style teaching methods
- ▶ Empower family conversation by synchronizing all age levels

FAITHWEAVER
Weaving faith into today's families **NOW**®

For pricing information or to order, contact your Group Curriculum supplier.



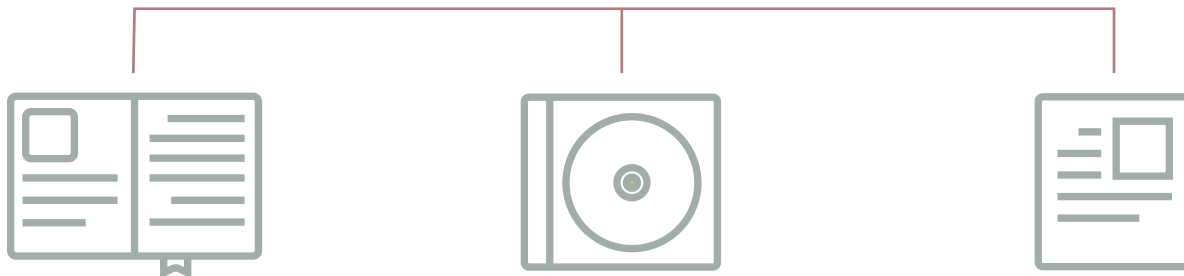
Tested and approved by thousands of churches and families

10 age levels (Infants-Adult) so the entire family can study the same Bible passage at the same time.



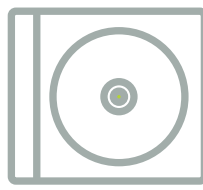
Teacher Packs

Age-appropriate Teacher Packs include:



Teacher Guide

Age-level insights and Bible backgrounds help leaders make a clear Jesus connection for kids.



Audio CD

Fun music, cool sound effects, dramatic Bible skits, and more!



FamilyConnect®

Take-home pages give parents an easy discussion starter.

Plus:



Student Books

Colorful student books for Infants-Middle School and handbooks for Sr. High-Adult include engaging take-home activities each week.



Digital Copies

PDFs of Director Manual, Teacher Guides, and FamilyConnect® with customizable Teacher Guide. Quick electronic access to lesson content for teachers and substitutes.







FAITHWEAVER
NOW

Lesson 1 5

David Becomes King

2 Samuel 5:1-5; Psalm 37

Fifth- and sixth-graders are beginning to establish their own identities, and they take personal feedback to heart. As you interact with the young people in your group, be on the lookout for positive characteristics and strengths in each person. Then look for opportunities to point out these traits to your kids. Your feedback will help them see themselves as important, productive people.

LESSON	WHAT STUDENTS DO	SUPPLIES	EASY PREP
1 Getting Started	Timer Trap <i>(about 10 min.)</i> Experience what it's like to be let down by a timer they're relying on.	small hourglass timer, blindfolds	
2 Bible Exploration	Bible Websites <i>(about 20 min.)</i> Create "websites" about David's reliance on God as he became king of Israel.	Bibles, Bible Buzz, pens Teacher Pack: Bible Timeline 	Tear out the Lesson 1 pages from each Bible Buzz student book.
	Reliance Check <i>(about 15 min.)</i> Read the Key Verse, and evaluate what they've been relying on.	tape or tacks, Bible Buzz, pens Teacher Pack: "We Rely On..." poster 	



► **Bible Point**
We can rely on God.

Key Verse
"God is our refuge and strength, an ever-present help in trouble" (Psalm 46:1).

Weaving Faith Into Life
Kids will grow in faith as they rely on God more than people or things.



Grades 5 & 6 Lesson 1 Fall Quarter



6

FAITHWEAVER
Now

EASY PREP

5-10 minutes of prep
a week—sometimes
less!



LESSON	WHAT STUDENTS DO	SUPPLIES	EASY PREP
3 Weaving Faith Into Life	Take Refuge <i>(about 15 min.)</i> Experience what it means to be bombarded.	Bibles, pens, paper, Bible Buzz	
4 Lasting Impressions	Daily Challenges <i>(about 5 min.)</i> Choose a Daily Challenge to apply God's Word.	Bible Buzz	
	Weaving Faith at Home <i>(about 2 min.)</i> Talk about how to share what they learned with their families.	Bible Buzz	Tear out the letter to parents from the back of each Bible Buzz student book.

**THIS
CHART**

makes organizing
the lesson and
supplies easy!

Fall Quarter

Lesson 1

Grades 5 & 6





David Becomes King

2 Samuel 5:1-5; Psalm 37

BIBLE BACKGROUND FOR LEADERS

David Mourns King Saul

We begin this quarter of Old Testament studies with the anointing of David as king of Israel. Many years earlier, Israel's first king, Saul, had turned from the Lord, and God had selected David to succeed Saul. For years after that, Saul sought to have David killed. However, David had refused to act against Saul or to become king until he was certain of God's timing. He had lived a difficult life, almost as an outlaw. Now Saul was dead; after being wounded in battle, he had taken his own life. In fact, Saul and three of his sons, including David's friend Jonathan, had died in the same battle (1 Samuel 31:1-6). So the door was wide open for David to become king of Israel.

David didn't rejoice when he learned of the deaths. Instead he and all his men mourned and wept the entire day (2 Samuel 1:1-12). David even wrote a song in honor of Saul and Jonathan, which can be found in 2 Samuel 1:19-27. He was truly saddened that their lives had ended as they did.

Uniting the Kingdom

David was made king of Judah. Israel followed Abner, the commander of Saul's army, who made Ish-Bosheth, a son of Saul, king over Israel (2 Samuel 2:1-9). After years of much fighting, intrigue, and bloodshed, Ish-Bosheth was murdered, and the leaders of Israel came to David to make him king over them.

David Leads Israel

David was 37 when he became king over all Israel. He had first been anointed to succeed Saul many years earlier, while still in his teens. After his long, patient wait, David was able to lead Israel to great prosperity, fend off the Philistines, and expand the boundaries of Israel during his reign. David wasn't perfect, but as

he relied on God, God rewarded him and Israel with prosperity.

David wrote Psalm 37, which describes his trust in God even when he was surrounded by enemies. In this psalm, David says to "delight yourself in the Lord and he will give you the desires of your heart" (Psalm 37:4). This could have been the theme of David's life.

The Jesus Connection

Through Jesus, God showed us how to take every step of life relying on him. Because of Jesus' courage, we can believe that trusting God will always be worth it!

What past experience has God used to teach you how to rely on him?

God has a wonderful way of not letting teachable moments in our lives go to waste. What is God using to teach you right now?

Ask God for wisdom to see and strength to move forward with faith, knowing that he'll always have everything you need. You can write your prayer here.

BIBLE BACKGROUNDS
give teachers a deeper understanding of the Scripture for their own spiritual growth!

JESUS CONNECTION
and life application of the lesson—to help teachers reflect and pray!

**EASY-TO-READ
LAYOUT**

makes leading
lessons simple!

SUPPLIES

the supply list is included with each activity for easy reference.



**Timer Trap
Supplies**

- small hourglass timer
- blindfolds

**1 GETTING
STARTED**

Timer Trap

What You'll Do ■■■■■■

Welcome kids warmly as they arrive, and ask them how their week went.

Say: **We're going to play a game. I need you to move away from one another and from the furniture so you don't get hurt.**

Help kids to spread out away from one another and from all the furniture in the room. If necessary, fold up tables and put chairs to the side. Give each person a blindfold to put on.

Say: **To play this game, you need to spin around fast to make yourself disoriented. I have a timer here that will indicate when it's time to stop. When the timer has finished, you can stop spinning. Ready? Go!**

Place the hourglass timer upside down where kids could see it if they weren't blindfolded. Don't say or do anything else until someone asks when they can stop spinning. If they ask before the timer has finished, tell them the timer is still running.

Several seconds after the timer has finished,

Say: **Why are you still spinning? The timer already stopped! You can stop now.**

Allow kids to remove their blindfolds, and show them the hourglass timer.

Talk With Kids ■■■■

Ask:

- In what way did you rely on the timer in this activity?
- How did the timer let you down?
- When have you ever been let down by something or someone?
- How was the timer like the people and things we rely on in life?

Say: **When we rely on people or things (such as this timer), that means we put our faith in them and expect them to do something for us in a reliable way. For example, we rely on the sun to rise each morning. Maybe you relied on the timer to make a sound that would let you know when time was up. Or maybe you relied on me to tell you when it ran out. People and things can let us down. But God is different. God will never let us down. Today we'll explore why ► WE CAN RELY ON GOD.**





2 BIBLE EXPLORATION

Bible Websites

What You'll Do ■■■■■■

Say: Let's pretend we're all online reporters in charge of websites about ancient Israel. In order to gather information, we've traveled back in time to Israel to when David became king. Show kids the "David Becomes King" picture on the Bible Timeline. We're hoping to actually interview the new king. Let's read the Bible to gain information about the websites we'll create.

Have kids read 2 Samuel 5:1-5 and Psalm 37, taking turns reading aloud a verse at a time. Then give kids pens, and have them find the "Web Design" section of their Bible Buzz page.

Say: Now pretend you've interviewed King David. On your Bible Buzz computer screen, record the information you collected for your website. You may even want to draw some pictures and include some graphics to go with it. On your website, be sure to explain why David believed ► WE CAN RELY ON GOD. That's what your readers are really interested in.

When kids have finished creating their websites, have them show their work and read their information aloud to everyone else.

Talk With Kids ■■■■

Ask:

- Why did David need and choose to rely on God?
- How did David show his reliance on God?
- According to David, how does God prove he'll never let us down?
- Based on what you've learned, why can we rely on God?

Say: David experienced firsthand how reliable God is. He knew God would always be there for him. And God will never let us down, either. God doesn't protect us from everything, and we don't always get what we want. But "God is our refuge and strength, an ever-present help in trouble." God will get us through every situation, even the hard ones, and work out his plan for our good. Because God always keeps promises, ► WE CAN RELY ON GOD.



Bible Websites Supplies

- Bibles
- Bible Buzz
- pens
- Teacher Pack
- Bible Timeline

Bible Websites Easy Prep

Tear out the Lesson 1 pages from each Bible Buzz student book.

LEARN BY DOING
Creative experiences take kids deeper into the Bible.



10

FAITHWEAVER
Now

Reliance Check Supplies

tape or tacks
Bible Buzz
pens
Teacher Pack
“We Rely On...” poster

GET KIDS THINKING

Rich discussion questions help kids make discoveries and own their faith.

Reliance Check

What You'll Do ■■■■■■

Say: Today's Key Verse talks about why ► **WE CAN RELY ON GOD.**

Have kids find the Key Verse, Psalm 46:1, on their Bible Buzz pages: “God is our refuge and strength, an ever-present help in trouble.”

Ask someone to read Psalm 46:1 aloud while the other kids follow along.

Talk With Kids ■■■■

Ask:

- What's a refuge?
- How would you describe God's strength?
- What does “ever-present” mean?
- How can we show that we rely on God?

Say: **Now let's think about what we've been relying on.**

Hang up the “We Rely On ...” poster.

Say: **Look at this poster for ideas of who and what people often rely on. Then complete the “What I Rely On” section of your Bible Buzz page. You can write words that correspond to what you see on the poster.**

Allow kids a few minutes to complete their Bible Buzz pages.

Ask:

- What are some of the things and people you've been relying on?
- How do those people or things sometimes let us down?
- How is relying on God different from relying on things or people?

Say: **God has given us people and things in our lives that we can rely on. It's not wrong to rely on them, but we have to remember that even the most reliable person or thing in our lives will let us down sometimes. However, God never will. That's why we know ► **WE CAN RELY ON GOD** more than anything or anyone else. When we see how God was there for David, we know he'll be just as reliable in our lives.**

Fall Quarter

Lesson 1

Grades 5 & 6





3 WEAVING FAITH INTO LIFE

Take Refuge

What You'll Do ■■■■■■

Have kids form two groups. Give each group a Bible, sheets of paper, and pens. Instruct kids to each write three problems they are currently dealing with, such as a conflict at school, struggles with a family member, or a personal insecurity. Kids will work individually for this part.

Say: **Today's Key Verse** tells us that "God is our refuge and strength, an ever-present help in trouble." Let's learn what it feels like to be attacked by troubles.

Have kids line up on either side of the room and wad their sheets of paper into balls.

Say: **Your paper balls represent the troubles you are dealing with in your lives. At the count of three, you are going to throw your troubles across the room at the other group. Please avoid aiming directly at anyone's face. Ready? One! Two! Three!**

Give the kids a chance to throw their paper balls. Then gather kids together.

Talk With Kids ■■■■

Ask:

- What was it like getting attacked by paper balls?
- How is that like or unlike the way you feel problems come at you?
- How is God a refuge to you when you feel like your problems just keep coming?

Say: **Everyone in this world has troubles. When we feel overwhelmed, and it seems like we're being attacked by problems, we can go to God for refuge. David spent a lot of his life running from someone who threatened his life. And once he was king, he faced battle after battle. But even as his problems kept coming, David knew**
► WE CAN RELY ON GOD.

Say: **Let's pray about relying on God. I'll lead the prayer, and I'd like you to complete the sentences with some of the things you wrote in the "What I Rely On" section of your Bible Buzz page. I'll tell you when to complete a sentence.**



Take Refuge Supplies

-
- Bibles
 - pens
 - paper
 - Bible Buzz





Let's pray. Dear God, we're sorry for relying on people and things sometimes more than we rely on you. Here are some of the people and things we've been relying on...Pause and instruct kids to complete the sentence out loud with things they wrote on their Bible Buzz pages. **We recognize that these people and things may let us down by...**Pause and instruct kids to complete the sentence with things they wrote. **God, thank you for being different. Here are some of the ways you're different from the people and things we rely on...**Pause and instruct kids to complete the sentence with things they wrote. **Thank you for never letting us down. Help us to rely on you more than on anything or anyone else in our lives. In Jesus' name, amen.**

4 LASTING IMPRESSIONS

Daily Challenges

Daily Challenges
Supplies

Bible Buzz

What You'll Do ■■■■■■

Say: **Let's think about how ► WE CAN RELY ON GOD this week.**

Direct kids to find this week's Daily Challenges on their Bible Buzz pages. Read these Daily Challenges aloud and ask kids to choose one that they'll commit to this week. They can choose one or more of these three options:

- Find another verse in the Bible that will remind you that God is always there for us and that we can always rely on him.
- Choose one way you'll rely on God more than people or things this week, as you consider the things you wrote about on your Bible Buzz page.
- Share with a friend how you're relying on God right now, or how you've relied on God in the past and what happened when you did. Let your friend know that he or she can rely on God, too.

Make sure you choose a Daily Challenge as well, and tell the kids what you chose. Kids will be more inclined to follow through on their commitments when they see you doing the same.

Talk With Kids ■■■■

Ask:

- What's a practical way you're going to do your Daily Challenge? Share a time, a place, or other ideas.

Say: ► **WE CAN RELY ON GOD the way David did. As we grow closer to God and rely on him alone, God makes our lives something very special. Let's rely on God by following through with our Daily Challenges this week.**





WEAVING FAITH AT HOME
 Each week, kids are encouraged to talk to their parents about what they've learned.

Weaving Faith at Home

Send the parent letters home with your kids or give them to parents when they pick up their children. This is a great way to show families they're important to your church and to support their role as spiritual leaders to their children.

Encourage kids to talk with their parents about the Daily Challenges they chose and what they learned about relying on God. Also encourage kids to do the activities in the "HomeConnect" section of their Bible Buzz pages with their families.

Talk to your Director about e-mailing the FREE FamilyConnect to all your church's families. Available at group.com/digital.

End with a prayer, thanking God for being our refuge and strength whenever we need help.



Weaving Faith at Home Supplies

.....
 Bible Buzz

Weaving Faith at Home Easy Prep

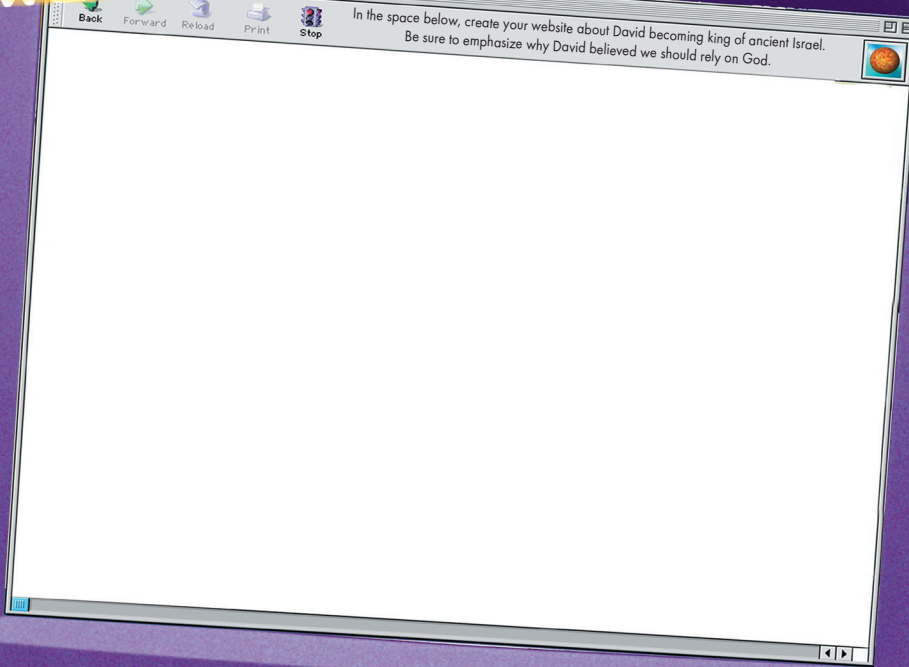
.....
 Tear out the letter to parents from the back of each Bible Buzz student book.



BIBLE BUZZ

Lesson 1

web>design



WHAT I RELY ON

Consider who and what you've been relying on, and write your answers below.

1. People and things I've been relying on:
2. Ways those people and things might let me down:
3. Ways God is different from people and things:

Key Verse: "God is our refuge and strength, an ever-present help in trouble." Psalm 46:1



HomeConnect®



Lesson 1

IN THE BIBLE

When David became king of Israel, he knew he needed to rely on God big time to help him be a good king. And he knew he could rely on God because God would never let him down. He knew God's way was the right

way. And David turned out to be a great king! (2 Samuel 5:1-5; Psalm 37)

- Why did David need to rely on God?
- How did David show his reliance on God?
- Why can we rely on God?



Family Fun

Write a psalm this week as a family. Each person in the family should write one stanza that describes why we should rely on God or why God will never let us down. Put all the stanzas together, and then work together to memorize the entire psalm.

Daily Challenge

Rely on God this week:

- Find another verse in the Bible that will remind you that God is always there for us and that we can always rely on him.
- Choose one way you'll rely on God more than people or things this week, as you consider the things you wrote about on your Bible Buzz page.
- Share with a friend how you're relying on God right now, or how you've relied on God in the past and what happened when you did. Let your friend know that he or she can rely on God, too.

How are you weaving faith into your life?

The WORD for the Week

Monday

Psalm 37:5-6

- How can you "commit your way to the Lord"?

Tuesday

Psalm 37:7

- How do you need to wait quietly before God?

Wednesday

Psalm 37:23-24

- What is an example of one way the Lord holds you up when life gets difficult?

Thursday

Psalm 37:30-31

- How can you be this kind of person this week?

Friday

Psalm 37:39

- How has the Lord been a stronghold in your life?

Saturday

Psalm 37:40

- How has God helped you recently?

Copyright © FaithWeaver NOW™ Lesson 1

Parent Stumper

Question: What did David say God would do to the righteous... of people who commit themselves to God?

Answer: Make it "shine like the dawn." See Psalm 37:6.



ORDER TODAY!

Shop now by contacting your favorite
curriculum supplier

