

Also works great with
**KIDSOWN WORSHIP® &
FAITHWEAVER FRIENDS®!**

FAITHWEAVER
Weaving faith into today's families **NOW®**

SAMPLE LESSON

Create a foundation of faith
that lasts a lifetime.

AGE LEVEL:
Infant/Toddler/Two-Year-Old

- ✓ OVERVIEW OF FAITHWEAVER NOW
- ✓ HOW FAITHWEAVER NOW WORKS
- ✓ SAMPLE LESSON
- ✓ HOW TO GET STARTED

HOPE NOW

FaithWeaver NOW weaves 3 fundamental ministry elements together to create a lasting impact for kids, families, and your church:

- ▶ Explore the entire Bible every 3 years
- ▶ Engage kids through proven, Jesus-style teaching methods
- ▶ Empower family conversation by synchronizing all age levels

FAITHWEAVER
Weaving faith into today's families **NOW**®

For pricing information or to order, contact your Group Curriculum supplier.



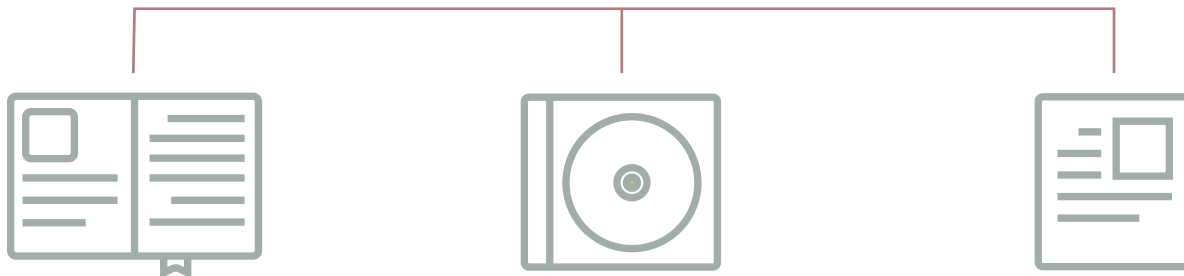
Tested and approved by thousands of churches and families

10 age levels (Infants-Adult) so the entire family can study the same Bible passage at the same time.



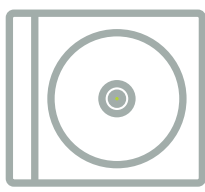
Teacher Packs

Age-appropriate Teacher Packs include:



Teacher Guide

Age-level insights and Bible backgrounds help leaders make a clear Jesus connection for kids.



Audio CD

Fun music, cool sound effects, dramatic Bible skits, and more!



FamilyConnect®

Take-home pages give parents an easy discussion starter.

Plus:



Student Books

Colorful student books for Infants-Middle School and handbooks for Sr. High-Adult include engaging take-home activities each week.



Digital Copies

PDFs of Director Manual, Teacher Guides, and FamilyConnect® with customizable Teacher Guide. Quick electronic access to lesson content for teachers and substitutes.





Lesson 1 5

David Becomes King

2 Samuel 5:1-5; Psalm 37

Young children think very concretely and probably won't be able to completely grasp the concept of being able to count on someone they can't see or touch. But they do understand when someone helps them. Use this lesson to help children understand that God is dependable and he helps them. Help them understand that they can count on God in the same way they can count on you and the other adults in their lives to help them, to protect them, and to always be there for them.

INFANT

LESSON	WHAT CHILDREN DO	SUPPLIES	EASY PREP
1 Getting Started	Sing and Celebrate Listen to "Jesus Is All the World to Me" and "I Can Count on God."	CD player Teacher Pack: CD: "Jesus Is All the World to Me" (track 2)	
2 Bible Exploration	A Smiling King See King David smile.	Scissors, glue Teacher Pack: "David's Two Faces" teaching picture, paint-mixing stick	Cut out the two faces of David, and glue them back to back with the paint-mixing stick between them. Leave the end of the stick out to use as a handle.
3 Weaving Faith Into Life	God Helps Us Rhyme Hear a rhyme about counting on God.		
	Weaving Faith at Home Take home their "Growing With Jesus" pages.	1 copy per child of the "Growing With Jesus" page (at the end of the lesson)	



Infant/Toddler/2-Year-Old Lesson 1 Fall Quarter

ONE-POINT LEARNING!

Using repetition, kids really learn the one God-focused Bible Point each week!

Bible Point
God helps us.

Key Verse
God is our help (adapted from Psalm 46:1).

Weaving Faith Into Life
Children will count on God to provide for and take care of them.

REAL-LIFE APPLICATION
in every lesson!



6

FAITHWEAVER
Now

EASY PREP

5-10 minutes of prep
a week—sometimes
less!



TODDLER

THIS CHART
makes organizing
the lesson and
supplies easy!

LESSON	WHAT CHILDREN DO	SUPPLIES	EASY PREP
1 Getting Started	Sing and Celebrate Sing or listen to "Jesus Is All the World to Me" and "I Can Count on God."	CD player Teacher Pack: CD: "Jesus Is All the World to Me" (track 2)	
2 Bible Exploration	A "Crowned" Face Make the faces that David made.	Bible, scissors, glue Teacher Pack: "David's Two Faces" teaching picture, paint-mixing stick	Cut out the two faces of David, and glue them back to back with the paint-mixing stick between them. Leave the end of the stick out to use as a handle.
3 Weaving Faith Into Life	Good Gifts Name gifts God gives his children, and thank God for those gifts.	Pictures of outdoor scenes	
	"Hee, Hee, Hee" Rhyme Participate in a rhyme about counting on God. Weaving Faith at Home Take home their "Growing With Jesus" pages.	1 copy per child of the "Growing With Jesus" page (at the end of the lesson)	

Fall Quarter

Lesson 1

Infant/Toddler/2-Year-Old





2-YEAR-OLD

LESSON	WHAT CHILDREN DO	SUPPLIES	EASY PREP
1 Getting Started	Sing and Celebrate Sing or listen to "Jesus Is All the World to Me" and "I Can Count on God."	CD player Teacher Pack: CD: "Jesus Is All the World to Me" (track 2)	
2 Bible Exploration	Obeying and Smiling Watch the turning puppet to see when David smiles.	Bible, scissors, glue Teacher Pack: "David's Two Faces" teaching picture, paint-mixing stick	Cut out the two faces of David, and glue them back to back with the paint-mixing stick between them. Leave the end of the stick out to use as a handle.
3 Weaving Faith Into Life	Counting on a Caring God Make a picture to learn how much God cares for his children.	Crayons, glue sticks, gold glitter, 1 copy per child of the "God's World" coloring page (at the end of the lesson)	Write children's names and "I thank God for giving me you!" on each coloring page.
	Weaving Faith at Home Take home their "Growing With Jesus" pages.	1 copy per child of the "Growing With Jesus" page (at the end of the lesson)	



► **Bible Point**
God helps us.

Key Verse
God is our help (adapted from Psalm 46:1).

Weaving Faith Into Life
Children will turn to God for help during good times and bad times.



EASY-TO-READ LAYOUT

makes leading lessons simple!

BIBLE BACKGROUNDS

give teachers a deeper understanding of the Scripture for their own spiritual growth!

JESUS CONNECTION

and life application of the lesson—to help teachers reflect and pray!

David Becomes King

2 Samuel 5:1-5; Psalm 37



BIBLE BACKGROUND FOR LEADERS

David Mourns King Saul

We begin this quarter of Old Testament studies with the anointing of David as king of Israel. Many years earlier, Israel's first king, Saul, had turned from the Lord, and God had selected David to succeed Saul. For years after that, Saul sought to have David killed. However, David had refused to act against Saul or to become king until he was certain of God's timing. He had lived a difficult life, almost as an outlaw. Now Saul was dead; after being wounded in battle, he had taken his own life. In fact, Saul and three of his sons, including David's friend Jonathan, had died in the same battle (1 Samuel 31:1-6). So the door was wide open for David to become king of Israel.

David didn't rejoice when he learned of the deaths. Instead he and all his men mourned and wept the entire day (2 Samuel 1:1-12). David even wrote a song in honor of Saul and Jonathan, which can be found in 2 Samuel 1:19-27. He was truly saddened that their lives had ended as they did.

Uniting the Kingdom

David was made king of Judah. Israel followed Abner, the commander of Saul's army, who made Ish-Bosheth, a son of Saul, king over Israel (2 Samuel 2:1-9). After years of much fighting, intrigue, and bloodshed, Ish-Bosheth was murdered, and the leaders of Israel came to David to make him king over them.

David Leads Israel

David was 37 when he became king over all Israel. He had first been anointed to succeed Saul many years earlier, while still in his teens. After his long, patient wait, David was able to lead Israel to great prosperity, fend off the Philistines, and expand the boundaries

of Israel during his reign. David wasn't perfect, but as he relied on God, God rewarded him and Israel with prosperity.

David wrote Psalm 37, which describes his trust in God even when he was surrounded by enemies. In this psalm, David says to "delight yourself in the Lord and he will give you the desires of your heart" (Psalm 37:4). This could have been the theme of David's life.

The Jesus Connection

Through Jesus, God showed us how to take every step of life relying on him. Because of Jesus' courage, we can believe that trusting God will always be worth it!

What past experience has God used to teach you how to rely on him?

God has a wonderful way of not letting teachable moments in our lives go to waste. What is God using to teach you right now?

Ask God for wisdom to see and strength to move forward with faith, knowing that he'll always have everything you need. You can write your prayer here.





1 GETTING
STARTED

Sing and Celebrate

What You'll Do ■■■■■■

Sing or listen to these simple songs. During "Jesus Is All the World to Me" (track 2 on the CD), clap baby's hands to the rhythm of the music.

Jesus is all the world to me:

**My life, my joy, my all.
He is my strength from day to day;
Without him I would fall.
When I am sad, to him I go.
No other one can cheer me so.
When I am sad,
He makes me glad;
He's my friend.**
(Repeat 2x.)

"Jesus Is All the World to Me" by Will L. Thompson.

Sing "I Can Count on God" to the tune of "The Farmer in the Dell" (not on the CD).

I can count on God. *(Clap hands twice quickly.)*
I can count on God. *(Clap hands twice quickly.)*
God is always there for me. *(Raise baby's hands to heaven.)*
I can count on God. *(Clap hands twice quickly.)*

2 BIBLE
EXPLORATION

A Smiling King

What You'll Do ■■■■■■

Sit on the floor with a baby. Show the face of David without a crown. Say: **This is David.**

Turn the face to the other side so the baby can see the crown. Say: **David is happy!**
God gave King David a crown. ► GOD HELPS US, too. Repeat several times.



Sing and Celebrate Supplies

CD player
Teacher Pack
CD: "Jesus Is All the World to Me" (track 2)

A Smiling King Supplies

scissors
glue
Teacher Pack
"David's Two Faces"
teaching picture
paint-mixing stick

A Smiling King Easy Prep

Cut out the two faces of David, and glue them back to back with the paint-mixing stick between them. Leave the end of the stick out to use as a handle.





3 WEAVING FAITH INTO LIFE

Go Helps Us Rhyme

What You'll Do ■■■■■■

Hold a baby on your lap. As you say the following rhyme, lead the baby in the motions.

Say: **God helps us when we sing and play.**
God helps us listen as we pray. (*fold the baby's hands together*)
God is always here; he gives us all his love. (*hug the baby*)
God helps us; he's watching from above. (*point to heaven*)

Pray for the baby.

Weaving Faith at Home

Have children take home their "Growing With Jesus" pages. Encourage parents to do the activities with children to help them grow with Jesus. By working together and focusing on the same goals, you and parents can help children weave faith into their lives!

Talk to your Director about e-mailing the FREE FamilyConnect Express to all your church's families. Available at group.com/familyconnect.

Weaving Faith at Home Supplies

1 copy per child of the "Growing With Jesus" page (at the end of the lesson)

Sing and Celebrate Supplies

CD player
Teacher Pack
 CD: "Jesus Is All the World to Me" (track 2)

1 GETTING STARTED

TODDLER

Sing and Celebrate

What You'll Do ■■■■■■

Sing or listen to these simple songs. During "Jesus Is All the World to Me" (track 2 on the CD), lead toddlers in clapping their hands to the rhythm of the music.

🎵 **Jesus is all the world to me:**
My life, my joy, my all.
He is my strength from day to day;
Without him I would fall.
When I am sad, to him I go.






No other one can cheer me so.
When I am sad,
He makes me glad;
He's my friend.
(Repeat 2x.)

"Jesus Is All the World to Me" by Will L. Thompson.

Seat a few toddlers around you to sing "I Can Count on God" to the tune of "The Farmer in the Dell" (not on the CD).

 I can count on God. *(clap hands twice quickly)*
I can count on God. *(clap hands twice quickly)*
God is always there for me. *(raise both hands)*
I can count on God. *(clap hands twice quickly)*

2 BIBLE
EXPLORATION

A "Crowned" Face

What You'll Do

Gather a few toddlers around you. Open your Bible to 2 Samuel 5, and tell children this is God's book. Hold up the David puppet, and show the serious side to the children first.

Say: **This is David. This is his "thinking" face. David is thinking about how God promised that he would be king one day.** Use the handle to spin the face around. **This is David's "crowned" face. See? David has a crown on his head. Look how he's smiling. That's because God made him king. Can you make a happy face like David?** Encourage children to show you their smiling faces. **How about a thinking face?** Encourage children to show you their thinking faces. Lead the children in matching David's face each time you turn the handle. End on David's smiling face.

Say: **David is smiling because God kept his promise and made him king. God helped David. And ► GOD HELPS US, too.**



A "Crowned" Face Supplies

Bible
scissors
glue
Teacher Pack
"David's Two Faces"
teaching picture
paint-mixing stick

A "Crowned" Face Easy Prep

Cut out the two faces of David, and glue them back to back with the paint-mixing stick between them. Leave the end of the stick out to use as a handle.

LEARN BY DOING

Creative experiences take kids deeper into the Bible.





Good Gifts Supplies

.....
pictures of outdoor scenes

3 WEAVING FAITH INTO LIFE

Good Gifts

What You'll Do ■■■■■■

Working with a few toddlers at a time, hold up one of the outdoor pictures.

Say: **Do you see my pretty picture? There are many beautiful things in it. I see** [name a few things in the picture]. **What do you see?** Allow the children time to look at the picture and point to or tell about things they see. Repeat the process with another picture.

Say: **All of these wonderful things are gifts from God. ► GOD HELPS US and gives good gifts to his children. Let's pray and thank God for his gifts to us.**

Lead children in prayer.

“Hee, Hee, Hee” Rhyme

What You'll Do ■■■■■■

Gather one or two toddlers around you. Help each child hold up his or her “pointer” finger. Then have children practice nodding their heads. Have children do the actions while you say the following rhyme:

Hee, hee, hee—you can count on me. *(use your index finger to point to yourself)*
Nod, nod, nod—we can count on God. *(nod your head “yes,” and then point up to heaven)*
God helped David. ► GOD HELPS US, too. *(clasp hands together as if in prayer)*

Weaving Faith at Home

Have children take home their “Growing With Jesus” pages. Encourage parents to do the activities with children to help them grow with Jesus. By working together and focusing on the same goals, you and parents can help children weave faith into their lives!

Talk to your Director about e-mailing the FREE FamilyConnect Express to all your church's families. Available at group.com/familyconnect.

Sing and Celebrate Supplies

.....
CD player
Teacher Pack
CD: “Jesus Is All the World to Me” (track 2)

LIFE APPLICATION
Engaging activities help kids apply Bible truths to everyday life.






1 GETTING
STARTED

2-YEAR-OLD

Sing and Celebrate


What You'll Do ■■■■■■

Sing or listen to these simple songs. During "Jesus Is All the World to Me" (track 2 on the CD), have children clap to the rhythm of the music.

 **Jesus is all the world to me:**
My life, my joy, my all.
He is my strength from day to day;
Without him I would fall.
When I am sad, to him I go.
No other one can cheer me so.
When I am sad,
He makes me glad;
He's my friend.
(Repeat 2x.)

"Jesus Is All the World to Me" by Will L. Thompson.

Sing "I Can Count on God" to the tune of "The Farmer in the Dell" (not on the CD). Encourage children to sing along with you and follow the motions.

 **I can count on God.** *(clap hands twice quickly)*
I can count on God. *(clap hands twice quickly)*
God is always there for me. *(raise both hands)*
I can count on God. *(clap hands twice quickly)*

2 BIBLE
EXPLORATION

Obeying and Smiling

What You'll Do ■■■■■■

Gather a group of children around you. Open your Bible to 2 Samuel 5 and tell children this is God's book. Hold up the David puppet, and show the serious face to the children.



**Obeying and Smiling
Supplies**

- Bibles
 scissors
 glue
Teacher Pack
 "David's Two Faces"
 teaching picture
 paint-mixing stick

**Obeying and Smiling
Easy Prep**

Cut out the two faces of David, and glue them back to back with the paint-mixing stick between them. Leave the end of the stick out to use as a handle.



14

FAITHWEAVER
NOW

Counting on a Caring God Supplies

Crayons
glue sticks
gold glitter
1 copy per child of the "God's World" coloring page (at the end of the lesson)

Counting on a Caring God Easy Prep

Write children's names and "I thank God for giving me you!" on each coloring page.

Weaving Faith at Home Supplies

1 copy per child of the "Growing With Jesus" page (at the end of the lesson)

Say: **This is David. He's thinking about obeying. David obeyed his parents, and he obeyed God. Use the handle to spin the face around. God made David the king. David obeyed God, and God made him king. You can see the crown on David's head.** Point to the crown.

Say: **I'm going to turn the puppet. When you see David smiling and wearing his crown, clap your hands.** Turn the puppet several times. **David was happy because God helped David, and ► GOD HELPS US.**

3 WEAVING FAITH INTO LIFE

Counting on a Caring God

What You'll Do ■■■■■■

Give each 2-year-old a "God's World" coloring page. Set out crayons, glue sticks, and a container of gold glitter.

Say: **God gives us many wonderful things. What do you see in this picture?**

Allow the children to color their pictures. Help them use the glitter to make the sun sparkle.

Say: **► GOD HELPS US and gives us all these things.**

After children are finished with their pictures, pray with them and thank God for all the things he's given us in the picture.

Weaving Faith at Home

Have children take home their "Growing With Jesus" pages. Encourage parents to do the activities with children to help them grow with Jesus. By working together and focusing on the same goals, you and parents can help children weave faith into their lives!

Talk to your Director about e-mailing the FREE FamilyConnect Express to all your church's families. Available at group.com/familyconnect.

WEAVING FAITH AT HOME

Each week, kids are encouraged to talk to their parents about what they've learned.

Fall Quarter

Lesson 1

Infant/Toddler/2-Year-Old





FAITHWEAVER
NOW

Growing With Jesus



Your child learned that God helps us just as he helped David and gave him a crown (from 2 Samuel 5:1-5). Your child participated in one of the following activities today. You can do these activities with your child to help your child grow with Jesus throughout the week.

INFANT

God Helps Us Rhyme

Hold your baby on your lap. As you say the following rhyme, gently take baby's hands in yours, and raise them to heaven on the phrase "God is always here." Cross baby's hands over his or her heart on the word *love*.

**God helps us when we sing and play.
God helps us listen as we pray.
God is always here; he gives us all his love.
God helps us; he's watching from above.**

TODDLER

Good Gifts

Look through magazines, and cut out an outdoor picture.

Ask: **Do you see my pretty picture? There are many beautiful things in it. I see** [name a few things in the picture]. **What do you see?**

Allow your child time to look at the picture and point to or tell about things he or she sees.

Say: **All of these wonderful things are gifts from God. God helps us and gives good gifts to his children.**

2-YEAR-OLD

Counting on a Caring God

Use the "God's World" coloring page your child brought home.

Say: **God gives us many wonderful things. What do you see in your picture?** Tell what you see also.

Say: **God helps us and gives us good gifts like all the things in your picture.**



Safe, Secure, and Special

Babies and toddlers develop a sense of security by learning that they are special to parents and caregivers. Reassuring words, hugs, and pats demonstrate that you value your child. Tell your child how special he or she is to you and to God. This helps little ones grow up confident in who they are and whose they are.




Help your child become a FaithWeaver with these ideas:

- Take a nature walk through your backyard or at a park. Remind your child that God helps us and gives us good things.
- Help your son or daughter say simple prayers. Emphasize that God helps us when we pray.

Permission to photocopy this handout from FaithWeaver NOW™ Bible Curriculum for Infants, Toddlers & 2-Year-Olds, Fall, granted for local church use. Copyright © FaithWeaver NOW™. group.com.



God's World



Permission to photocopy this handout from FaithWeaver NOW™ Bible Curriculum for Infants, Toddlers & 2-Year-Olds, Fall, granted for local church use. Copyright © FaithWeaver NOW™. group.com.

Fall Quarter

Lesson 1



Infant/Toddler/2-Year-Old



ORDER TODAY!

Shop now by contacting your favorite
curriculum supplier

