

Activity Pages

Spring Quarter
2022

God Frees and Redeems

THESE ACTIVITY PAGES ARE DESIGNED TO:

- Engage students in a way that lecture and open-ended discussion don't.
- Gain insight on what has been learned and what hasn't.
- Encourage students to learn from one another and build vital relationships, in keeping with Proverbs 27:17 and Galatians 6:2.

TIPS FOR USING ACTIVITY PAGES:

- Instructions are on each lesson's "Involvement Learning" page (for teachers) and Activity Page (for students).
- Use these pages as optional alternatives for "Involvement Learning" activities.
- Limit individual work time and focus on facilitating discussion among learners.
- Encourage students to complete take-home work by discussing their results in the next class session.

MAXIMIZE GROUP ACTIVITY TIME!

- Instead of viewing group activities as empty time for you as the teacher, look for opportunities to encourage and challenge your students.
- Pray silently during the activity for the participants' spiritual growth! Pray for them by name, calling on the Lord to bless each person.
- Circulate among the groups of learners and observe their interactions to discover your learners' level of spiritual maturity.
- Pray that the Spirit will fall on your classroom, equipping your students with knowledge and filling them with passion to boldly proclaim the good news.

FREED FROM CAPTIVITY

Lesson 1, Ezra 1:1-8, 11; 2:64-70, KJV

FAMOUS PROJECTS

Match each historical American construction project with the correct duration of its construction, the modern cost of its construction, and the amount of resources needed.

CONSTRUCTION	DURATION	COST	RESOURCES
Golden Gate Bridge			
Hoover Dam			
Mount Rushmore			
Washington Monument			
Willis (Sears) Tower			

DURATION:

3 years

4 years

9 years

14 years

16 years

COST:

\$990,000

\$5.4 million

\$514 million

\$750 million

\$860 million

RESOURCES:

400 laborers

36,000 stones

74,000 tons of steel

88,000 tons of steel

6,600,000 tons of concrete

CONSTRUCTION PROPOSAL

Using the verses in today's lesson from Ezra 1-2, create an outline for the temple construction project.

PART A

About the Project (Ezra 1:1-4)

- What will be built?
- Where will it be built?
- Who are the overseers of the project?
- Who are the investors of the project?
- How will it be financed/resourced?

PART B

Materials (Ezra 1:5-8, 11)

- What materials are needed to accomplish this project?
- How can these materials contribute to the success of the project (to purchase supplies, construct, pay laborers, or furnish the final product)?

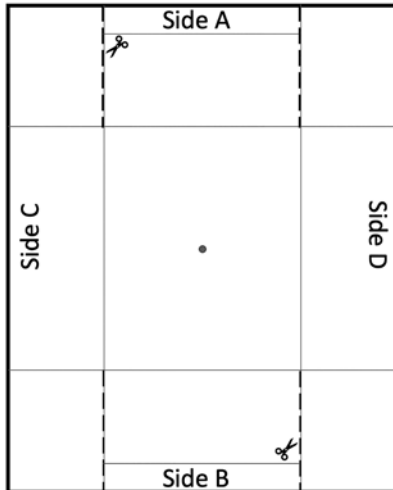
PART C

Participants (Ezra 2:64-70)

- What kinds of people and animals are required?
- How can each contribute to the work and the success of the project?

REBUILD AND REDEEM

Create half of a box by following the instructions below. Then flip the box over so it resembles a brick. Write a blessing for the returned exiles on the outside of Side D. Then work with other participants to stack the “bricks” into a wall or building, to demonstrate how the decree piled more and more blessings on God’s people for the temple project.



Instructions:

1. Cut out the rectangle.
2. Fold Sides A and B so the edges meet at the dot in the middle. Crease, then unfold.
3. Fold Sides C and D so the edges meet at the dot in the middle. Crease, then unfold.
4. Cut along the four dotted lines, to the intersection of the creases.
5. Refold Sides C and D so they stand up, and fold in the cut wings so they meet in the middle on Sides A and B.
6. Refold Side A up and fold its top over the cut wings and tape the edge of Side A to the inside of the box.
7. Repeat step 6 for Side B.
8. Flip the box over. On the outside of Side D, write your assigned word or phrase.

GOD’S RESOURCES

Draw lines to match the problems on the left with solutions from Scripture on the right.

PROBLEM

- I can’t sustain my basic needs.
- I don’t have enough skills.
- I don’t have proper tools.
- I don’t have enough strength.
- I don’t have enough education or training.

SOLUTION

- Exodus 4:11-12
- 1 Samuel 17:45-47
- Isaiah 41:10
- Luke 12:24
- Acts 4:13

Write down one challenging thing that God is asking you to do:

Spend some time researching Scripture references to God’s promises or assurances. Write the references down as a reminder and encouragement to yourself:

HOLIDAY MATCHING

Complete the puzzle using the clues provided.

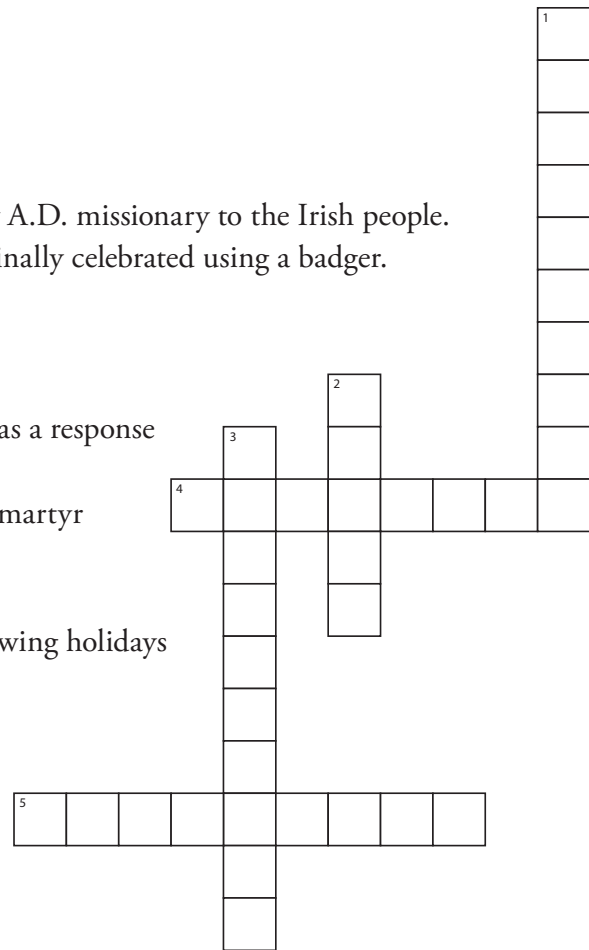
Across

4. Saint _____ Day is named in honor of a fifth century A.D. missionary to the Irish people.
5. _____ Day comes from Germanic roots and was originally celebrated using a badger.

Down

1. _____ Day is observed with jokes and pranks.
2. _____ Day was established in 1970 and was inspired as a response to the 1969 Santa Barbara oil spill.
3. _____ Day is named in honor of a fifth century A.D. martyr in Rome.

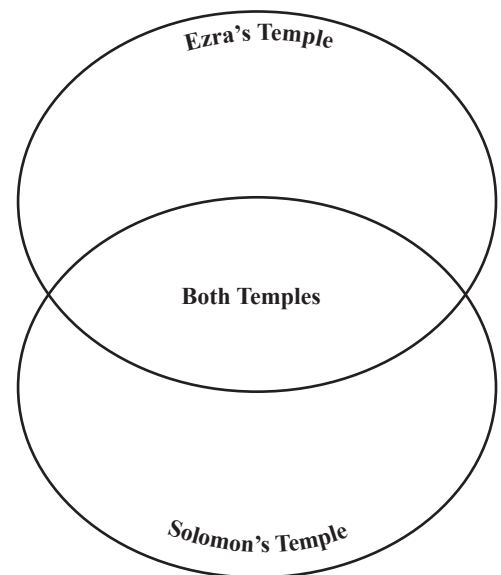
After completion reflect on ways you can celebrate the following holidays in a God-honoring manner with a community of believers.



COMPARE AND CONTRAST

Read and compare 1 Kings 8:62-66 and Ezra 6:16-22. In the Venn diagram, write down the items unique to each temple dedication in the outer sections of the circles. Then write the things that both temple dedications have in common in the middle section where the circles overlap.

What do you think was significant about similarities between the dedications? _____




FREE BECAUSE OF THE LORD

Lesson 4, Deuteronomy 8:1-11, KJV

LOOKING BACKWARD/LOOKING FORWARD

Part A. Study Deuteronomy 8:1-5 and write down the phrases that indicate what God did in the past for His people.

 **LOOKING BACKWARD**

Part B. Study Deuteronomy 8:6-11 and write down the phrases that indicate what God promised to do in the future for His people.

LOOKING FORWARD 

REMEMBER

Fill in the blanks, rewriting parts of the passage to reflect your personal experience with the Lord. Refer to the original verses to help guide you.

Thou shalt also consider in thine heart, that, as a man chasteneth his son, so the Lord thy God chasteneth thee. Therefore thou shalt keep the commandments of the Lord thy God, to walk in his ways, and to fear him.

For the Lord thy God _____

When thou hast _____, then thou shalt bless the Lord thy God for _____ which he hath given thee.

Beware that thou forget not the Lord thy God, in not keeping his commandments, and his judgments, and his statutes, which I command thee this day.

TRIUMPHAL ENTRY OF THE KING

Lesson 5, Matthew 21:1-11, KJV

MONARCH FOR A DAY

Imagine that you get to be king or queen for one day. What preferences and special treatments would you expect in deference to your new position? Fill in the blanks and then share your plan with the group.

Mode of transportation: _____

Royal costume/outfit: _____

Entourage (top 3 fans/servants): _____

Title (what people would call you): _____

Outing (where you would go): _____

Activity (what you would do): _____

Gifts (what people would give you): _____

WHO IS THIS?

Many people today have incomplete understandings about who Jesus is. If someone said the following to you, how would you respond? Who do you say that He is?

“Jesus was a good teacher but nothing more.”

“He was a prophet but not the Messiah.”

“I’m not even sure Jesus was a real man.”

PASSOVER WITH THE KING

Lesson 6, Matthew 26:17-30, KJV

THE PASSOVER LAMB

Write a one-sentence summary of the significance of the lamb from each passage.

John 1:29-30 _____

1 Corinthians 5:7-8 _____

Revelation 5:6-10 _____

REMEMBER

Jesus commanded that we remember Him when we partake in the Lord's Supper. We can remember in two ways: recalling what Jesus did, especially the sacrifice He made; and recalling how Jesus' sacrifice has changed us.

Write down key aspects of your salvation testimony that help you remember Jesus while eating the Lord's Supper.

RESURRECTION OF THE KING

Lesson 7, Matthew 28:1-10, KJV

DECLARATION AND COMMAND

Use Matthew 28:5-7 and write down the words of the angel in the appropriate box below. If what the angel said was a statement of fact, put it in the “Declaration” box; if what the angel said was instructions for what the women should do, put it in the “Command” box.

DECLARATION

COMMAND

In what ways did Jesus’ appearance and words to the women confirm everything the angel said?

HE AROSE!

Sing along with the chorus. Jot down any words or phrases in the song lyrics that are most meaningful to you.

*Up from the grave He arose
With a mighty triumph o’er His foes
He arose a Victor from the dark domain
And He lives forever with His saints to reign
He arose! (He arose)
He arose! (He arose)
Hallelujah! Christ arose!*

FREEDOM IN THE KING

Lesson 8, John: 8:31-38, KJV

ROLES AND EXPECTATIONS

For each of the following roles make a list of expectations that society would have for each one. Then, write down how Jesus and His teaching upends those expectations.

Abraham's seed: _____

A servant: _____

A son: _____

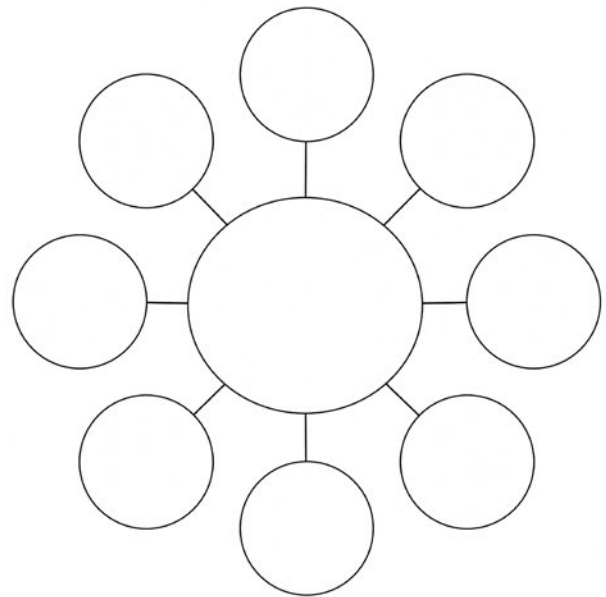
A father: _____

WORD WEB

Choose one of the following words and write it in the center bubble: **Word, disciples, truth, free.** Then brainstorm associated words and write those words in the surrounding bubbles.

How do the associated words help you understand the main word?

In what ways do the associated words deepen your interpretation of the main word?



FREEDOM FROM SIN

Lesson 9, Romans 6:1-14, KJV

ROMANS VOCABULARY PUZZLE


Fill in the puzzle by answering the clues below. What importance do these words have in Romans 6:1-14?

Across

- 2. Describes our current body.
- 4. Sin no longer _____ in believers' lives.
- 7. Does not save us from sin.
- 9. How often Jesus died to sin.
- 11. We are _____ with Christ.

Down

- 1. What sin should be in believers' lives.
- 3. Experience of Christ pictured when a believer rises out of the waters of baptism.
- 5. The quality that allows us to be reconciled to God.
- 6. The act that represents our new life in Christ.
- 8. Consider yourselves _____ to God.
- 9. Describes our previous self.
- 10. Experience of Christ pictured when a believer is lowered into the water of baptism.



HIS RESURRECTION AND OUR NEW LIFE

As you read Ephesians 2:1-10 and Colossians 3:1-14, write down the verses that correspond with the text in Romans. Make note of any additional information provided in Ephesians and Colossians. Then answer the question below based on these texts.

- Romans 6:1-4 _____
- Romans 6:5-7 _____
- Romans 6:8-10 _____
- Romans 6:11-14 _____

What can I commit to change in my life to experience new life in Christ more fully?

FREEDOM FOR THE FUTURE

Lesson 10, Romans 8:18-30, KJV

PRAYER REQUESTS

Take one minute to jot down prayer concerns you have in the following areas:

Internationally _____

Nationally _____

Locally _____

In my church _____

In my family _____

In me _____

What common thread do you see in these concerns?

PATTERNS IN GOD'S WILL

With a partner, fill in the chart below with appropriate information for each term. Cite verses to back up your answers.

	Definition	Example(s) from Jesus' Life	Example(s) from Believers' Experiences
Foreknowledge			
Predestination			
Calling			
Justification			
Glorification			

WHAT ABOUT BAPTISM?

Suppose a non-Christian or a new believer asked, “Why is baptism important?”

How would you answer? _____

Now look at the following Scriptures and jot down what each says about this question:

- Acts 2:38 _____
- Romans 6:1-14 _____
- Galatians 3:26-27 _____
- Colossians 2:9-12 _____
- 1 Peter 3:20-21 _____

Based on these Scripture texts, edit your above answer and rewrite it below:

ADOPTED TO A NEW LIFE

Using a smartphone or computer, research the story of a famous adoptee (some possibilities include Steve Jobs, Dave Thomas, or Simone Biles). Based on that person’s story of adoption, answer the left column in the below chart. Then, based on Paul’s writing on spiritual adoption in Galatians 3:18-29, answer the right column in the below chart.

	Concerning Physical Adoption	Concerning Spiritual Adoption
Who?		
What?		
Where?		
When?		
How?		
Why?		

Summarize the major differences between physical adoption and spiritual adoption.

As a spiritually adopted child of God, what promises are made to you as His heir?

FREEDOM, LOVE, AND FAITH

Lesson 12, Galatians 5:1-15, KJV

LOVE YOUR NEIGHBOR

The command to love one's neighbors is repeated throughout Scripture. Read the following passages from Scripture and answer: Who is speaking? Who is the audience? How does the audience respond? Why does this passage say a person should love their neighbor?

Leviticus 19:18

Mark 12:28-34

Matthew 5:43-48


Romans 13:8-10

Matthew 19:16-30

James 2:1-13

WHO'S MY NEIGHBOR?

Imagine this chart is a map of your neighborhood and the homes surrounding yours. Your home is represented by the center image. In the blank space, write down the names of those neighbors who live around you. If you don't know a neighbor's name, commit to meeting them. When complete, place this chart in a location that you see daily. It will serve as a reminder to remember and pray for your neighbors.




THE FRUIT OF FREEDOM

Lesson 13, Galatians 5:16-26, KJV

WHAT KIND OF FRUIT?

Label each fruit as a different fruit of the Spirit as listed in today's text. Under each label, write a sentence to describe the meaning of this fruit and a practical way this fruit can be demonstrated in the coming days.



READ ALL ABOUT IT!

With the help of a smartphone or computer, go to the website of a local news outlet. Choose three news headlines and write the headlines below. Quickly read through the news story to determine the story's main points. Below each headline, write a sentence telling how the news story might be different if the fruit of the Spirit were evident in the lives of those reported in the story.

Headline: _____

If the Spirit's fruit were evident: _____

Headline: _____

If the Spirit's fruit were evident: _____

Headline: _____

If the Spirit's fruit were evident: _____

Lesson 1

Famous Projects:

Golden Gate Bridge: 4 years/\$514 million/88,000 tons of steel
Hoover Dam: 5 years/\$750 million/6,600,000 tons of concrete
Mount Rushmore: 14 years/\$990,000/400 laborers
Washington Monument: 16 years/\$28.4 million/36,000 stones
Willis (Sears) Tower: 3 years/\$860 million/74,000 tons of steel

Construction Proposal:

Part A – the house of God; in Jerusalem; God or Cyrus; Cyrus and the chief of the fathers of Judah and Benjamin, the priests, the Levites, and “whosoever remaineth”; financed by gifts from the people of God

Part B – silver, gold, goods, beasts, precious things, free-will offerings, vessels from the original temple; answers to the second part may vary, no specific correct answers

Part C – 7,337 servants and maids, 200 singers, 736 horses, 245 mules, 435 camels, 6,720 donkeys, 61,000 drams of gold, 5,000 pounds of silver and 100 priestly garments; answers to the second part may vary, no specific correct answers

Lesson 2

God’s Resources: I can’t sustain my basic needs – Luke 12:24; I don’t have enough skills – Exodus 4:11-12; I don’t have proper tools – 1 Samuel 17:45-47; I don’t have enough strength – Isaiah 41:10; I don’t have enough education or training – Acts 4:13

Lesson 3

Holiday Matching:



Compare and Contrast: Solomon’s Temple – offering included 22,000 oxen, 120,000 sheep; hallowed the middle of the courtyard for offerings; king held a feast for 14 days. Ezra’s Temple – offering included 100 bullocks, 200 rams, 400 lambs, 12 goats; established the priests and Levites; celebrated the Passover; Celebrated the feast of unleavened bread. Both Temples– Gave offerings to God; celebrated feasts, the people had joy for what the Lord had done.

Lesson 4

Looking Backward/Looking Forward: Looking Backward – led them for 40 years in wilderness, fed them with manna, preserved raiment/clothing, kept their feet from swelling; Looking Forward – bring them into a good land, provide plenty (not scarce or lacking)

Lesson 6

The Passover Lamb: Possible answers might include: John called Jesus the Lamb who would take our sins away. Christ is called the Passover Lamb. The Lamb was slain but is now alive, victorious, and worthy

Lesson 7

Declaration and Command: Declaration – I know that you seek Jesus, which was crucified; He is not here; he is risen, as he said; he goeth before you into Galilee; there ye shall see him / Command – Fear not ye; Come, see the place where the Lord lay; go quickly; tell his disciples that he is risen from the dead. His physical appearance confirmed that he was alive; He also said the disciples would see him in Galilee

Lesson 9

Romans Vocabulary Puzzle:

